



# Investor Call Presentation

30<sup>th</sup> October 2025 at 1:00 pm  
Doha

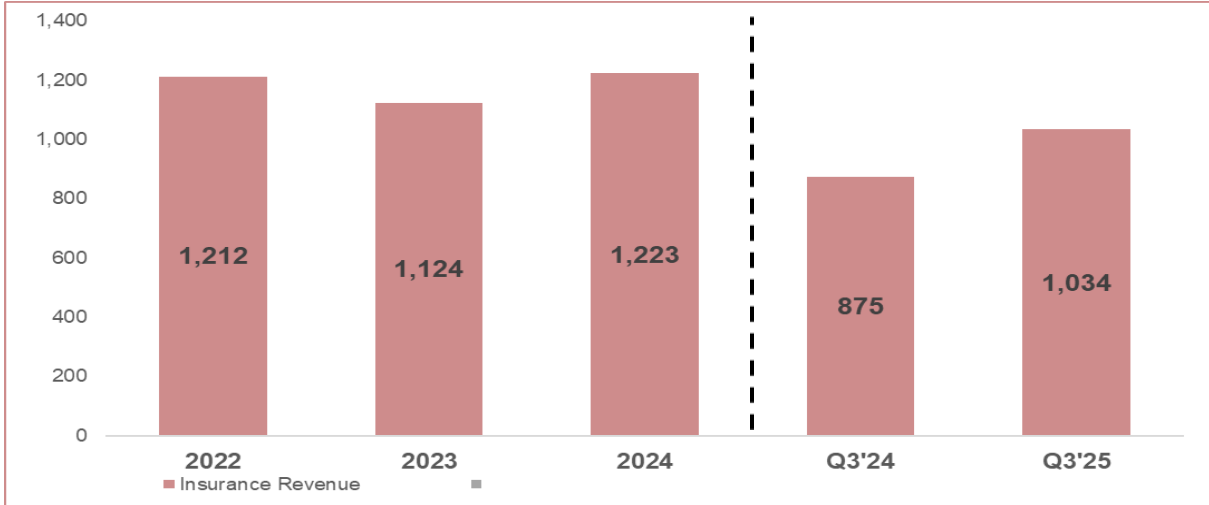
**QLM Life & Medical Insurance Company QPSC**

## QLM – Key highlights

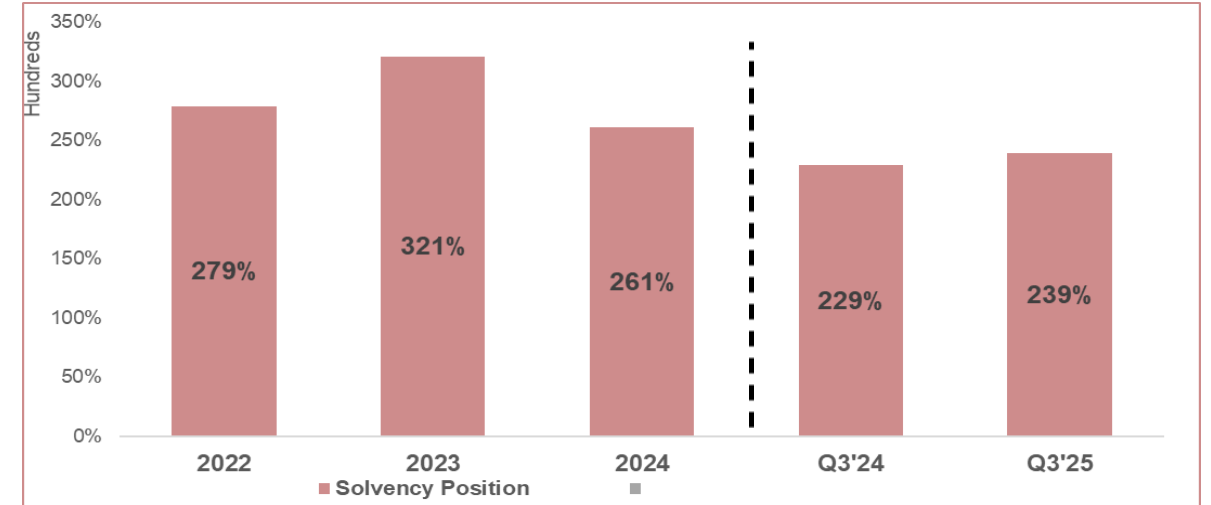


# Premium and profitability overview

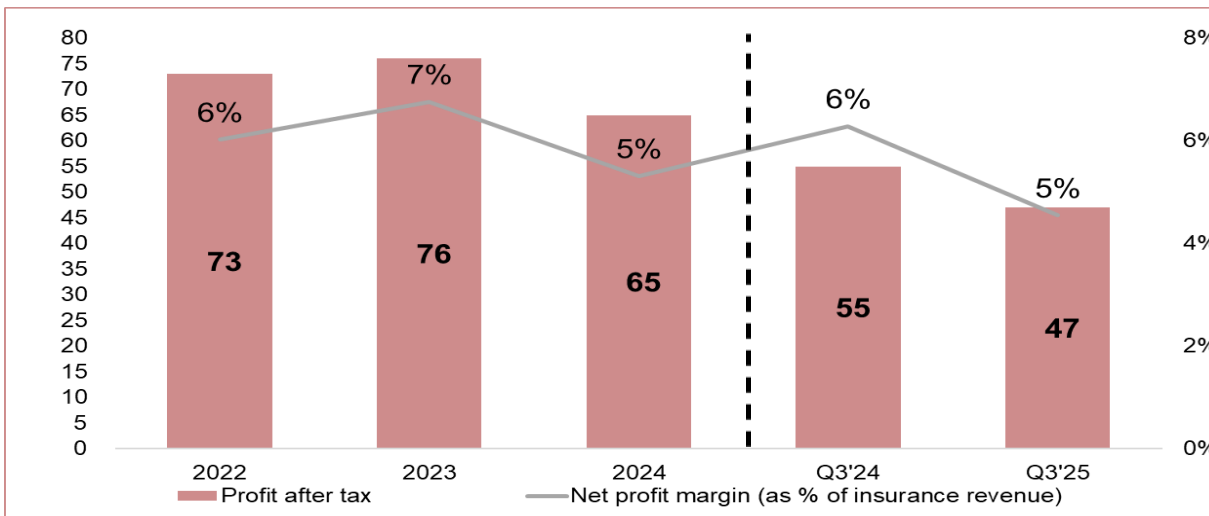
Insurance revenue (QAR'million)



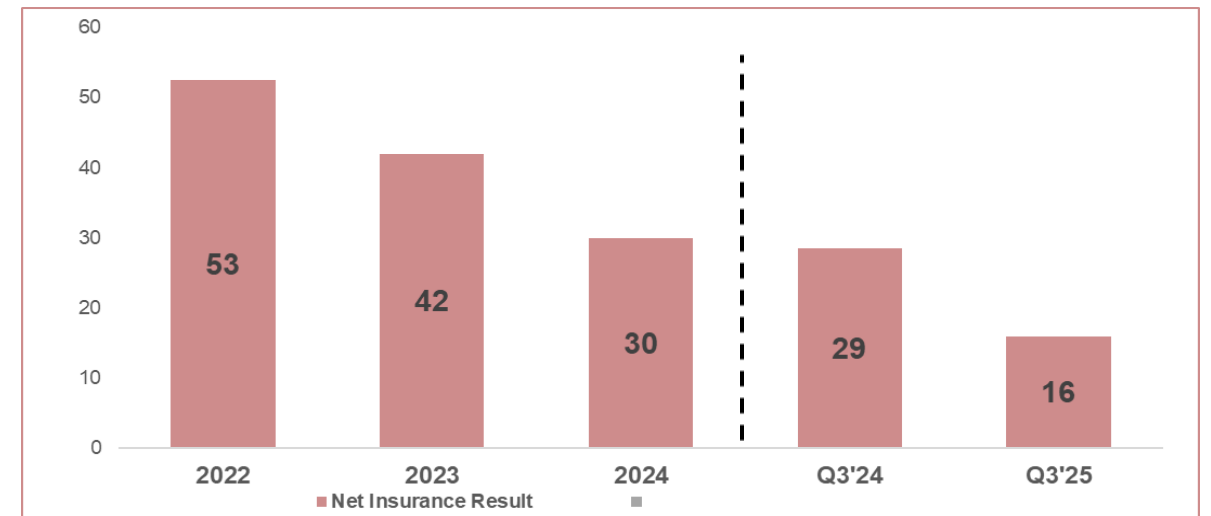
Solvency Position (in %)



Profit for the period (QAR'million)



Net insurance result (QAR'million)



## Balance Sheet as at 30<sup>th</sup> September'2025

	30-Sep 2025 (Reviewed) QR ('000)	31-Dec 2024 (Audited) QR ('000)
<b>ASSETS</b>		
Bank balances and short-term deposits	643,418	602,614
Financial investments	719,948	749,283
Reinsurance contract assets	314,467	59,147
Other receivables	13,148	24,960
Property and equipment	2,409	3,094
<b>TOTAL ASSETS</b>	<b>1,693,390</b>	<b>1,439,098</b>
<b>LIABILITIES AND Shareholders' EQUITY</b>		
<b>LIABILITIES</b>		
Short term borrowings	168,913	272,863
Insurance contract liabilities	633,947	319,167
Reinsurance contract liabilities	-	21,256
Provisions and other payables	202,614	168,154
<b>TOTAL LIABILITIES</b>	<b>1,005,474</b>	<b>781,440</b>
<b>Shareholders' EQUITY</b>		
Share capital	350,000	350,000
Legal reserve	50,333	50,333
Fair value reserve	3,052	-16,469
Cash Flow Hedge Reserve	447	1,753
Retained earnings	284,084	272,041
<b>TOTAL SHAREHOLDERS' EQUITY</b>	<b>687,916</b>	<b>657,658</b>
<b>TOTAL LIABILITIES AND Shareholders' EQUITY</b>	<b>1,693,390</b>	<b>1,439,098</b>

## Statement of Profit or Loss for the year ended – 30<sup>th</sup> September'2025

	For the nine months ended	
	30-Sep 2025 (Reviewed) QR ('000)	30-Sep 2024 (Reviewed) QR ('000)
Insurance revenue	1,033,741	875,310
Insurance service expense	(1,029,020)	(822,378)
Net (expenses)/income from reinsurance contracts held	8,644	(26,724)
<b>INSURANCE SERVICE RESULT</b>	<b>13,365</b>	<b>26,208</b>
Interest Income	49,448	49,720
Investment and other income	7,073	4,763
Finance costs	(10,817)	(12,226)
<b>NET INVESTMENT INCOME</b>	<b>45,704</b>	<b>42,257</b>
Insurance finance (expenses)/income for insurance contracts issued	(11,368)	(13,043)
Insurance finance income/(expenses) for reinsurance contracts held	13,691	15,586
<b>NET INSURANCE FINANCIAL RESULT</b>	<b>2,323</b>	<b>2,543</b>
<b>NET INSURANCE AND INVESTMENT RESULT</b>	<b>61,392</b>	<b>71,008</b>
Operating and administrative expenses	(12,846)	(14,518)
Depreciation and amortization	(1,099)	(1,223)
<b>PROFIT BEFORE TAX</b>	<b>47,447</b>	<b>55,267</b>
Income tax expense (net of prior period adjustment)	(404)	(395)
<b>PROFIT FOR THE PERIOD</b>	<b>47,043</b>	<b>54,872</b>
Earnings per share		
<b>Basic and diluted earnings per share in Qatari Riyals</b>	<b>0.13</b>	<b>0.16</b>