

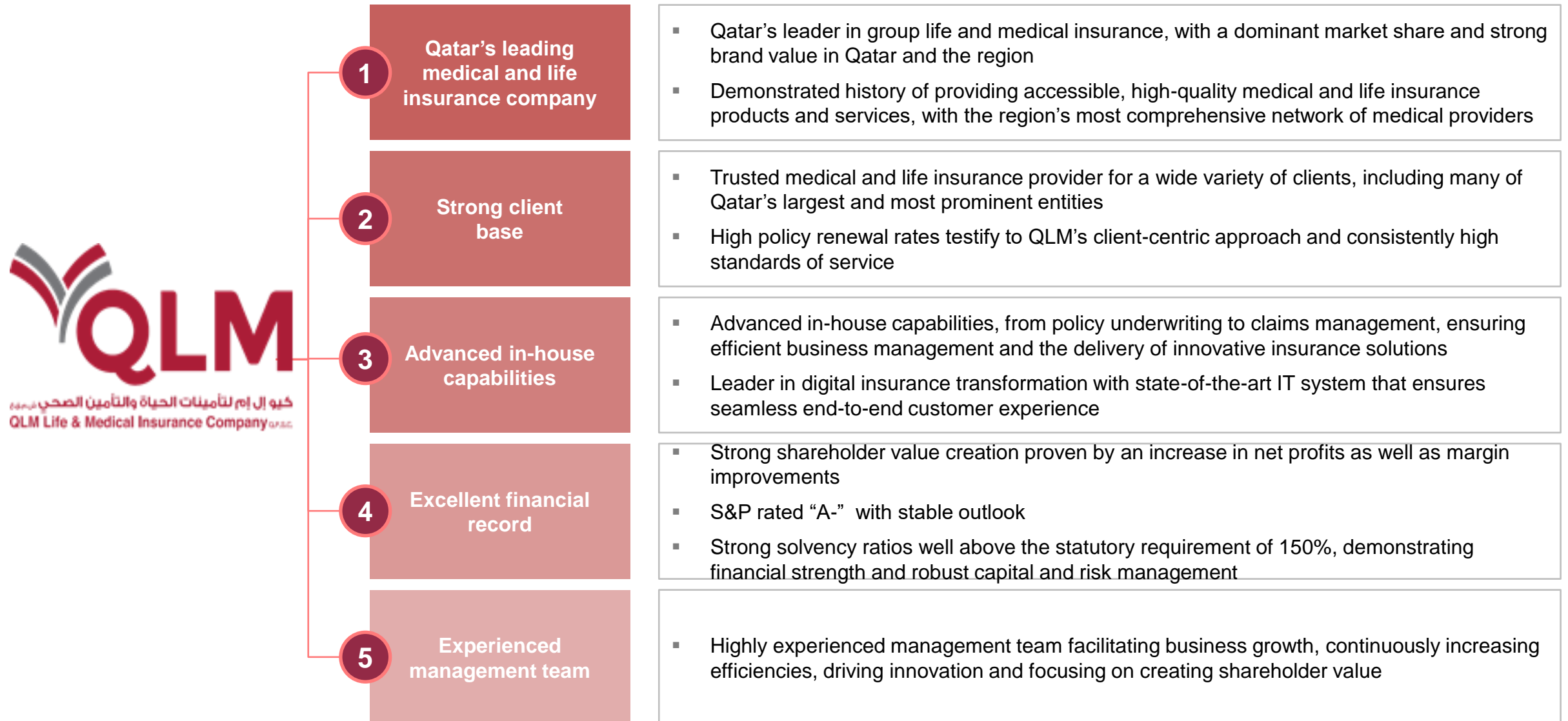


# Investor Call Presentation

1<sup>st</sup> May 2025 at 1:00 pm  
Doha

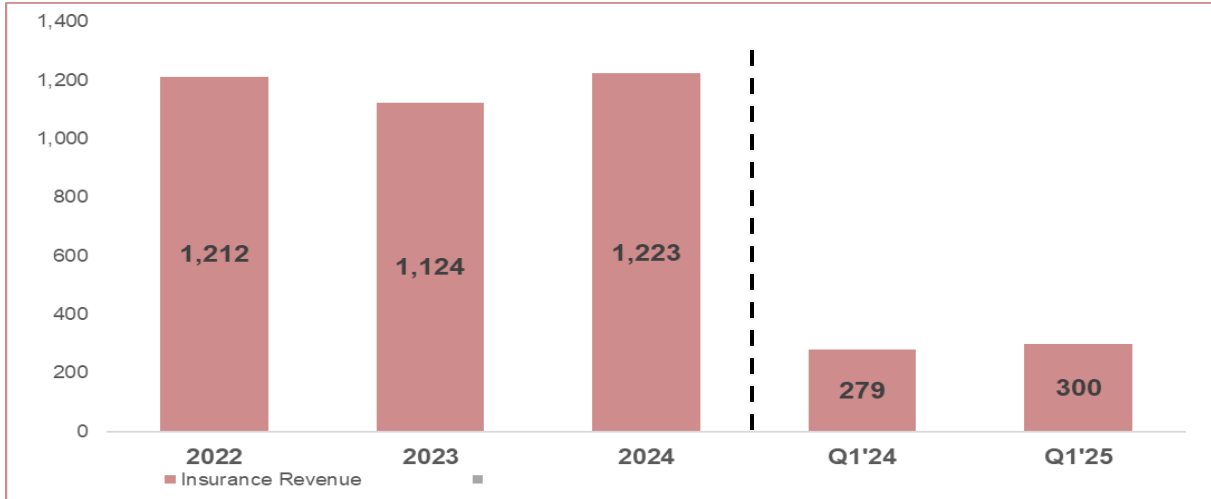
**QLM Life & Medical Insurance Company QPSC**

## QLM – Key highlights

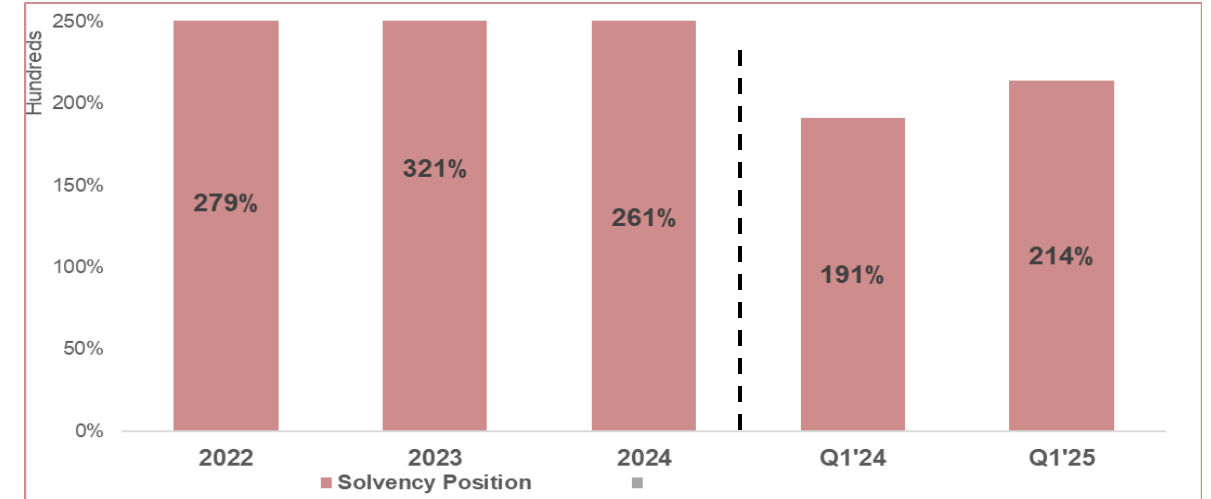


# Premium and profitability overview

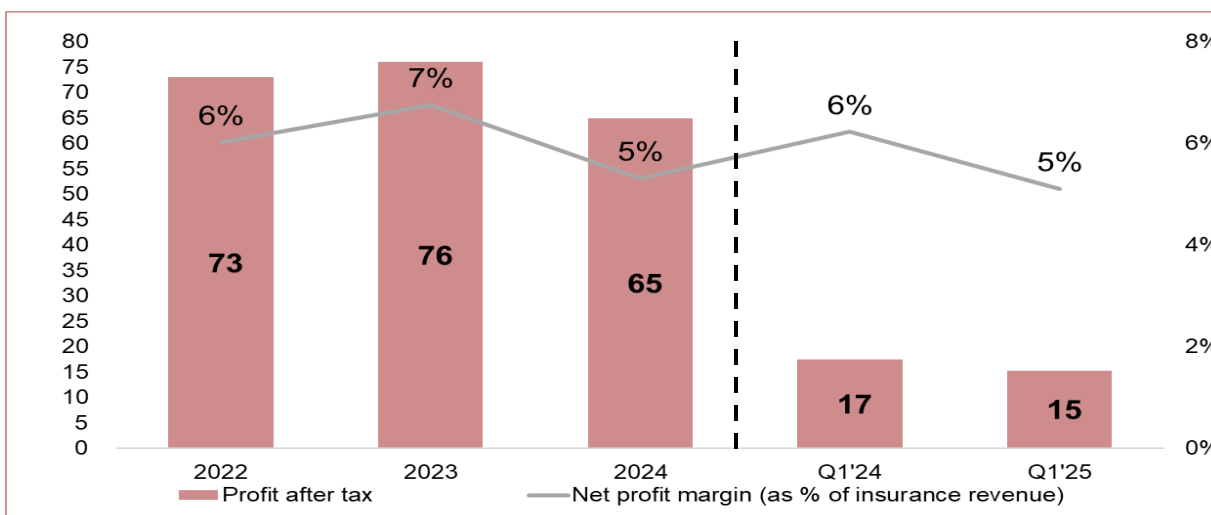
Insurance revenue (QAR'million)



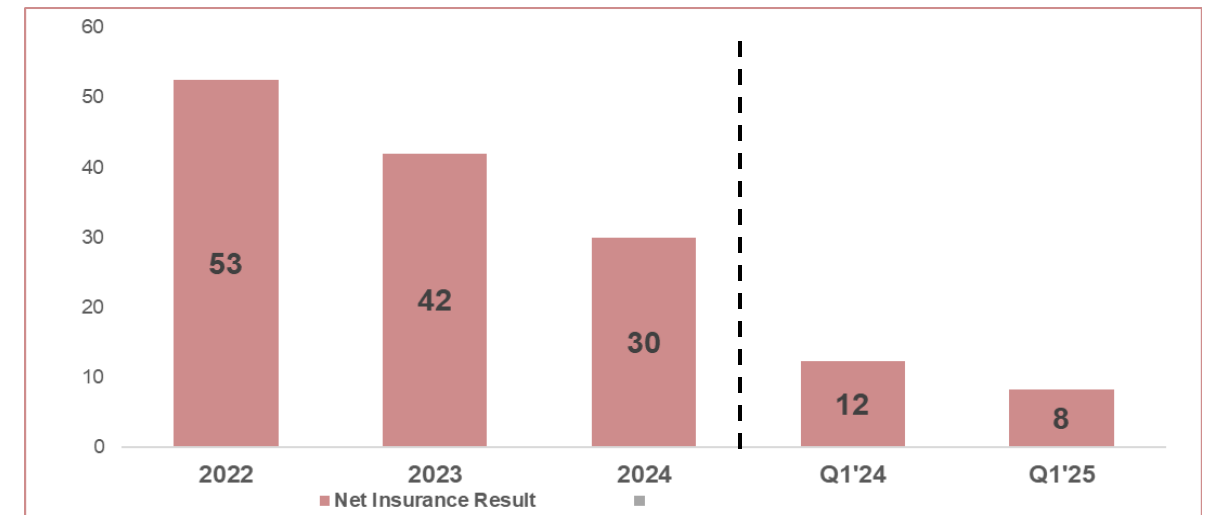
Solvency Position (in %)



Profit for the period (QAR'million)



Net insurance result (QAR'million)



## Balance Sheet as at 31<sup>st</sup> March'2025

	31-Mar 2025 (Reviewed) QR ('000)	31-Dec 2024 (Audited) QR ('000)
<b>ASSETS</b>		
Bank balances and short-term deposits	670,936	602,614
Financial investments	774,961	749,283
Reinsurance contract assets	49,864	59,147
Other receivables	30,708	24,960
Property and equipment	2,833	3,094
<b>TOTAL ASSETS</b>	<b>1,529,302</b>	<b>1,439,098</b>
<b>LIABILITIES AND Shareholders' EQUITY</b>		
<b>LIABILITIES</b>		
Short term borrowings	281,620	272,863
Insurance contract liabilities	407,787	319,167
Reinsurance contract liabilities	-	21,256
Other payables	196,441	168,154
<b>TOTAL LIABILITIES</b>	<b>885,848</b>	<b>781,440</b>
<b>Shareholders' EQUITY</b>		
Share capital	350,000	350,000
Legal reserve	50,333	50,333
Fair value reserve	-10,202	-16,469
Cash Flow Hedge Reserve	1,087	1,753
Retained earnings	252,236	272,041
<b>TOTAL SHAREHOLDERS' EQUITY</b>	<b>643,454</b>	<b>657,658</b>
<b>TOTAL LIABILITIES AND Shareholders' EQUITY</b>	<b>1,529,302</b>	<b>1,439,098</b>

## Statement of Profit or Loss for the year ended – 31<sup>st</sup> March'2025

	For the year ended	
	31-Mar 2025 (Reviewed) QR ('000)	31-Mar 2024 (Reviewed) QR ('000)
Insurance revenue	299,465	279,379
Insurance service expense	(287,643)	(252,999)
Net (expenses)/income from reinsurance contracts held	(4,494)	(14,379)
<b>INSURANCE SERVICE RESULT</b>	<b>7,328</b>	<b>12,001</b>
Interest Income	16,054	16,032
Invest and other income	(192)	(1,720)
Finance costs	(3,815)	(4,146)
<b>NET INVESTMENT INCOME</b>	<b>12,047</b>	<b>10,166</b>
Insurance finance (expenses)/income for insurance contracts issued	(6,488)	(6,458)
Insurance finance income/(expenses) for reinsurance contracts held	7,453	6,714
<b>NET INSURANCE FINANCIAL RESULT</b>	<b>965</b>	<b>256</b>
<b>NET INSURANCE AND INVESTMENT RESULT</b>	<b>20,340</b>	<b>22,423</b>
Operating and administrative expenses	(4,693)	(4,491)
Depreciation and amortization	(332)	(372)
<b>PROFIT BEFORE TAX</b>	<b>15,315</b>	<b>17,560</b>
Income tax expense (net of prior period adjustment)	(120)	(125)
<b>PROFIT FOR THE PERIOD</b>	<b>15,195</b>	<b>17,435</b>
Earnings per share		
<b>Basic and diluted earnings per share in Qatari Riyals</b>	<b>0.04</b>	<b>0.05</b>