

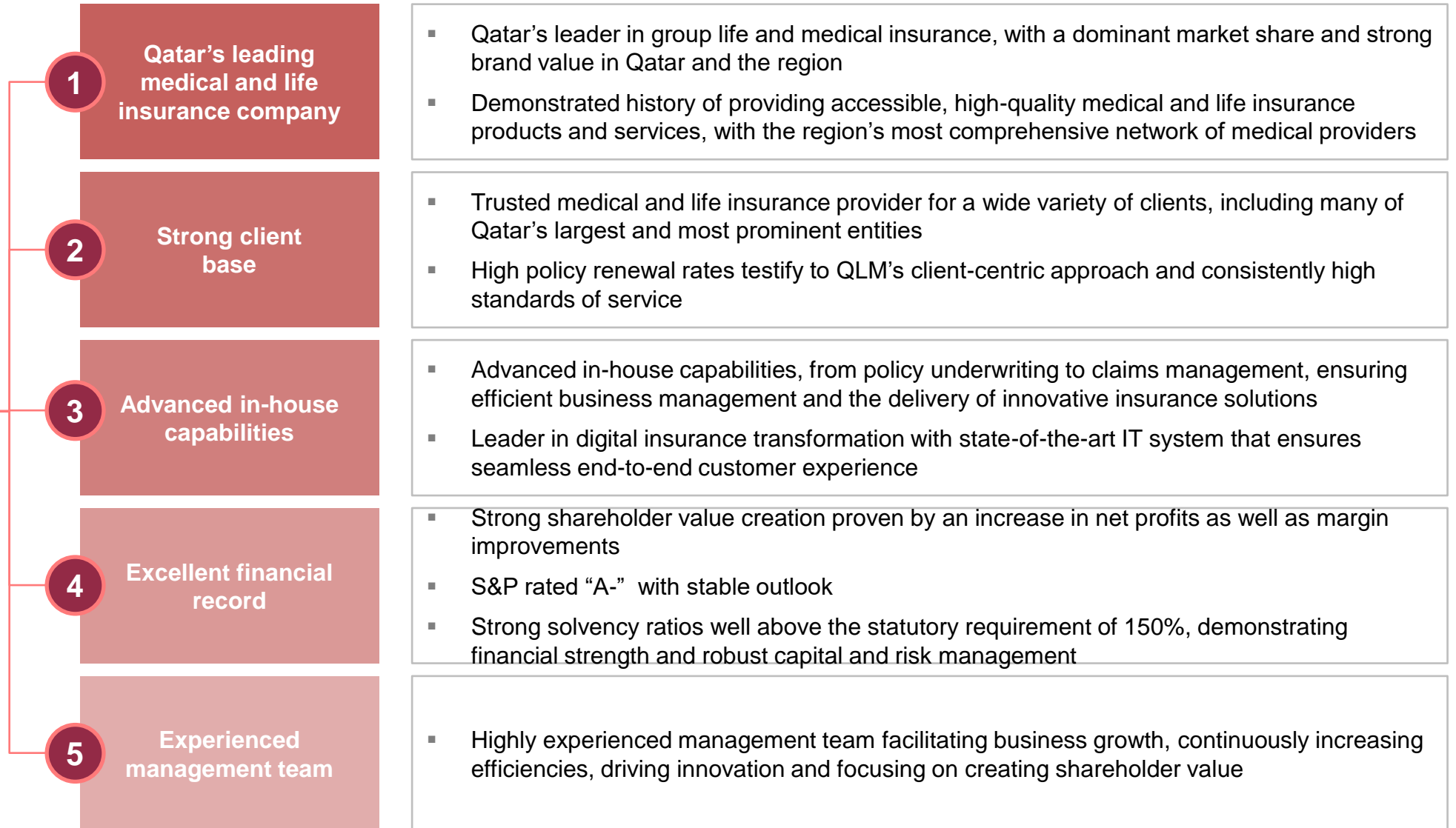


Investor Call Presentation

2nd May 2024 at 1:00 pm
Doha

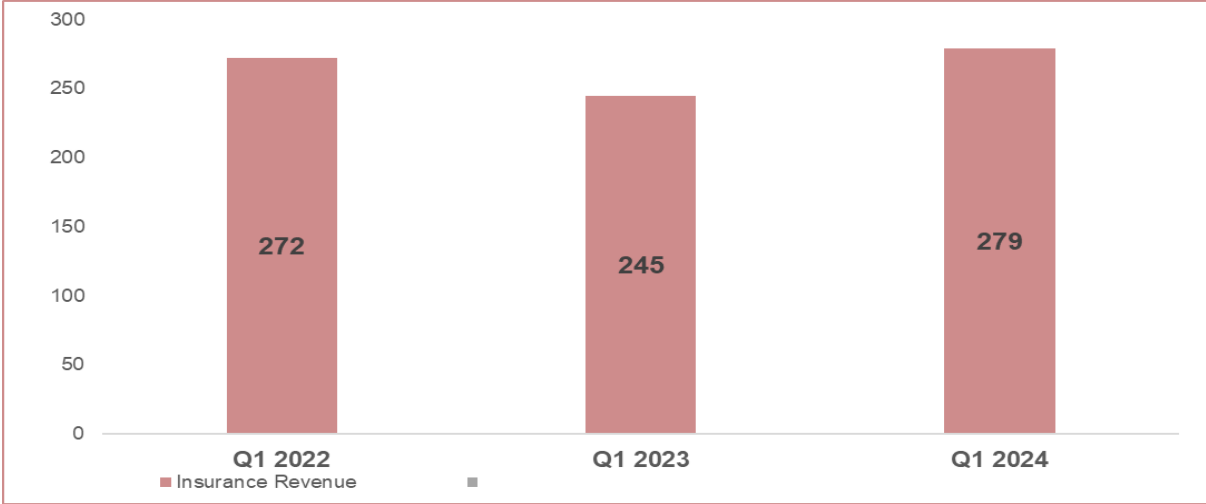
QLM Life & Medical Insurance Company QPSC

QLM – Key highlights

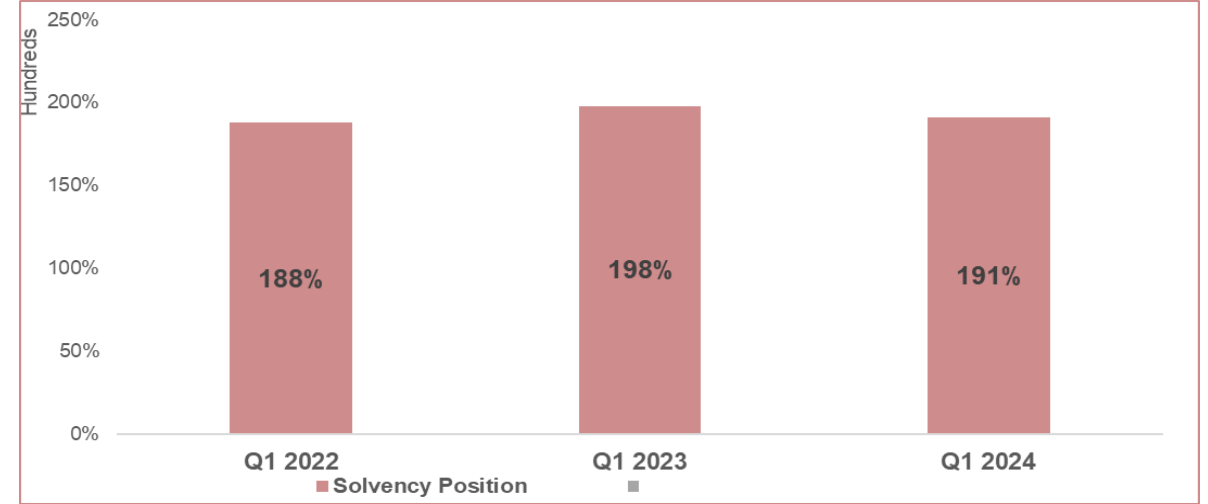


Premium and profitability overview

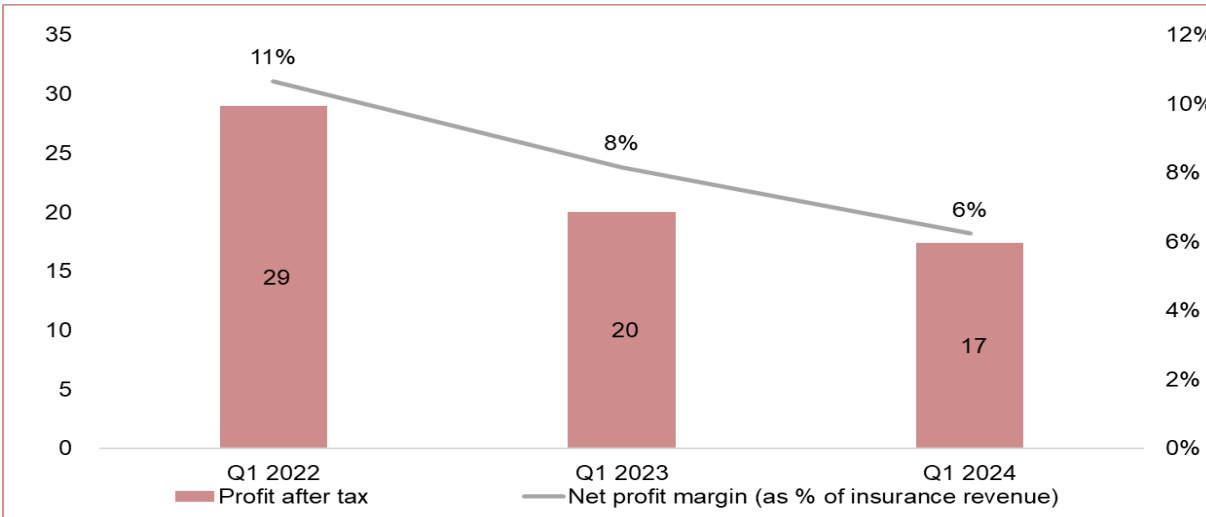
Insurance revenue (QAR'million)



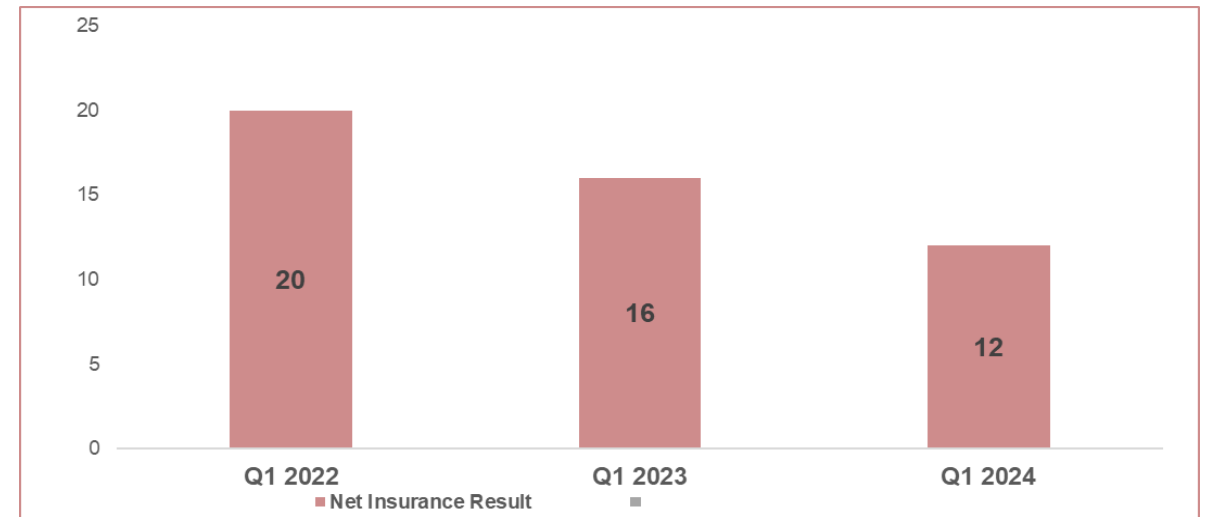
Solvency Position (in %)



Profit for the period (QAR'million)



Net insurance result (QAR'million)



Balance Sheet as at 31st March'2024

	31-Mar 2024 (Reviewed) QR ('000)	31-Dec 2023 (Audited) QR ('000)
ASSETS		
Bank balances and short-term deposits	461,942	610,901
Financial investments	727,016	686,266
Reinsurance contract assets	45,994	45,431
Other receivables	36,107	51,468
Property and equipment	3,904	3,914
TOTAL ASSETS	1,274,963	1,397,980
LIABILITIES AND Shareholders' EQUITY		
LIABILITIES		
Short term borrowings	286,745	254,214
Insurance contract liabilities	210,615	342,035
Reinsurance contract liabilities	13,084	16,835
Other payables	158,547	157,630
TOTAL LIABILITIES	668,991	770,714
Shareholders' EQUITY		
Share capital	350,000	350,000
Legal reserve	43,343	43,343
Fair value reserve	-20,291	-25,312
Retained earnings	232,920	259,235
TOTAL SHAREHOLDERS' EQUITY	605,972	627,266
TOTAL LIABILITIES AND Shareholders' EQUITY	1,274,963	1,397,980

Statement of Profit or Loss for the three-month period ended – 31st March'2024

	For the three month period ended	
	31-Mar 2024 (Reviewed) QR ('000)	31-Mar 2023 (Reviewed) QR ('000)
Insurance revenue	279,379	245,214
Insurance service expense	(252,999)	(218,768)
Net (expenses)/income from reinsurance contracts held	(14,379)	(10,905)
INSURANCE SERVICE RESULT	12,001	15,541
Investment & other income	14,312	15,434
Finance costs	(4,146)	(4,856)
NET INVESTMENT INCOME	10,166	10,578
Insurance finance (expenses)/income for insurance contracts issued	(6,458)	(10,748)
Insurance finance income/(expenses) for reinsurance contracts held	6,714	9,663
NET INSURANCE FINANCIAL RESULT	256	(1,085)
NET INSURANCE AND INVESTMENT RESULT	22,423	25,034
Operating and administrative expenses	(4,491)	(4,685)
Depreciation and amortization	(372)	(200)
PROFIT BEFORE TAX	17,560	20,149
Income tax expense	(125)	(120)
Prior period tax adjustment	-	-
PROFIT FOR THE PERIOD	17,435	20,029
Earnings per share		
Basic and diluted earnings per share in Qatari Riyals	0.05	0.06