

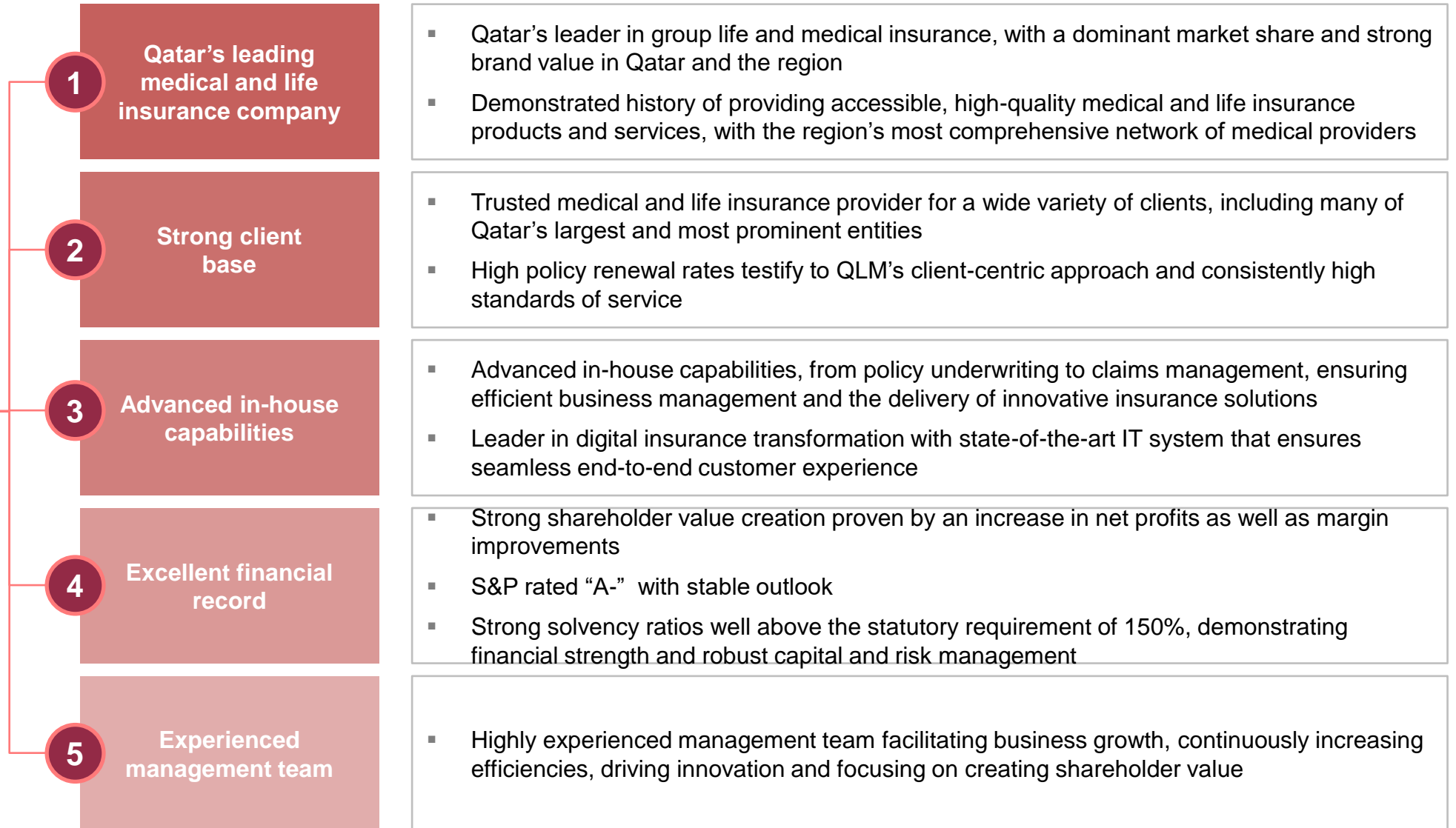


Investor Call Presentation

17th August 2023 at 1:00 pm
Doha

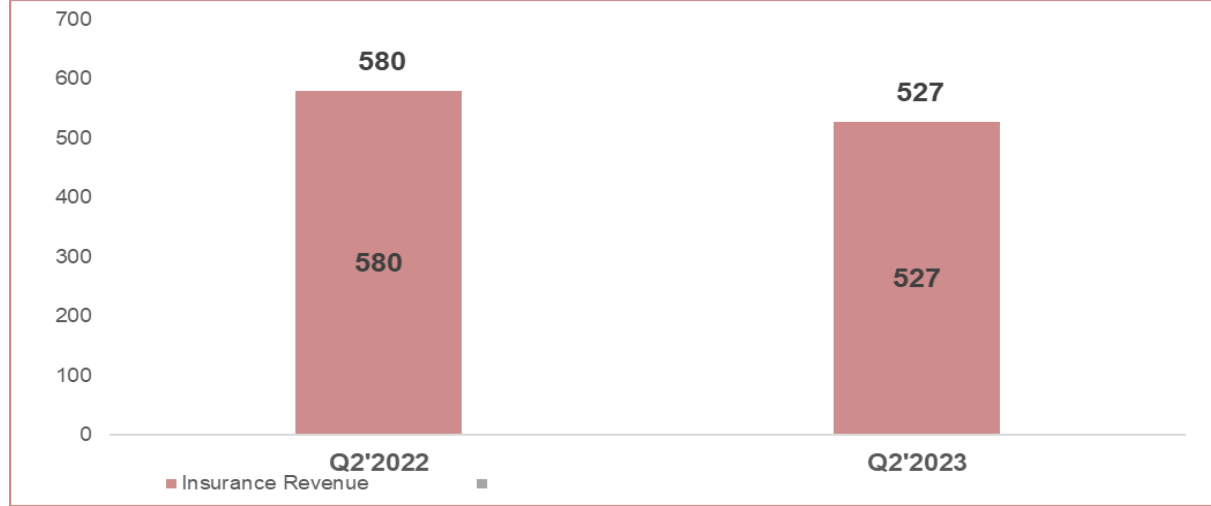
QLM Life & Medical Insurance Company QPSC

QLM – Key highlights

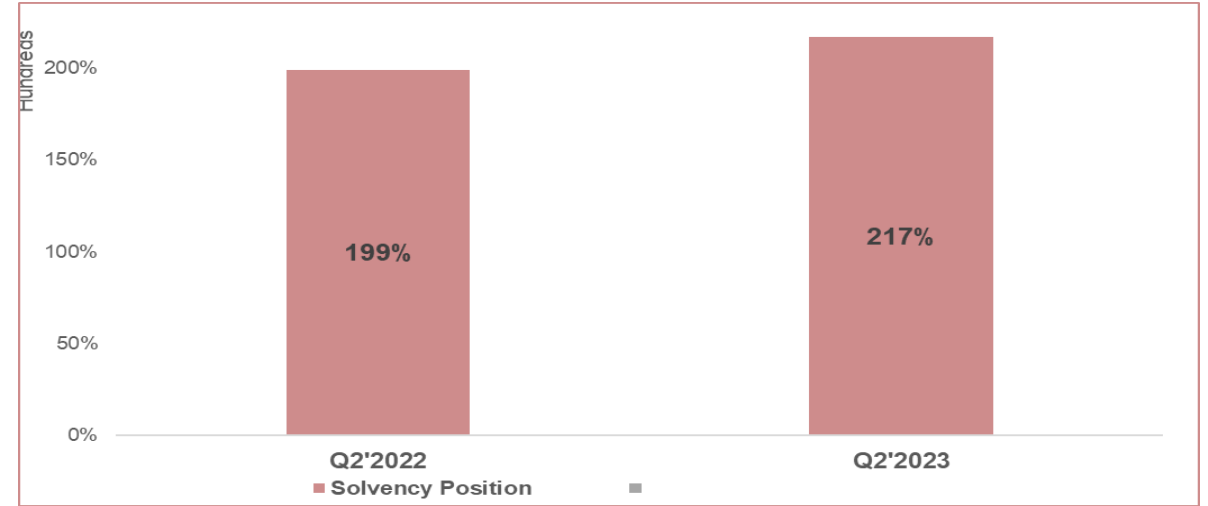


Premium and profitability overview

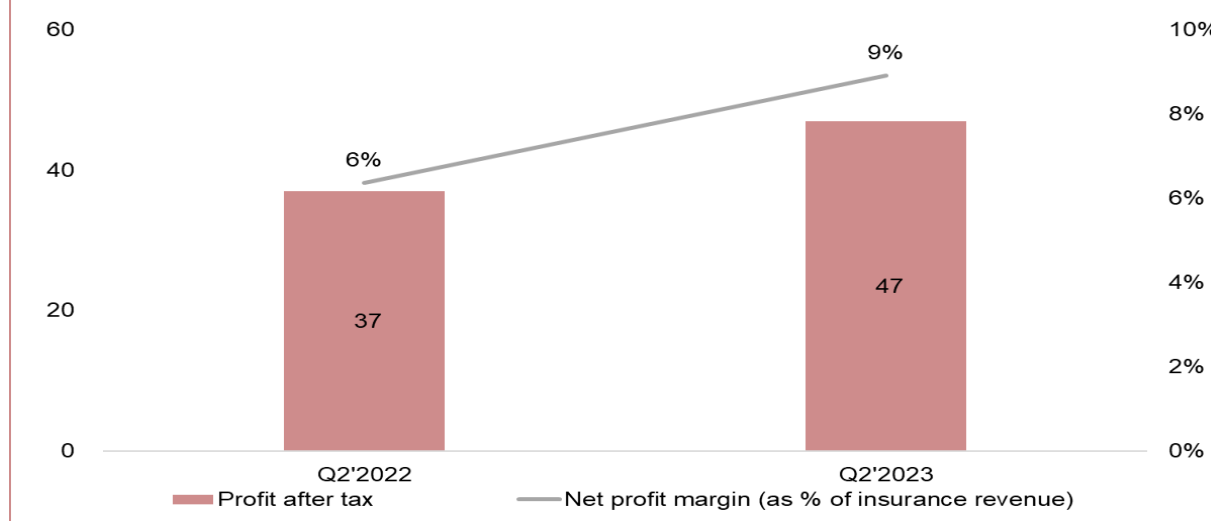
Insurance revenue (QAR'mn)



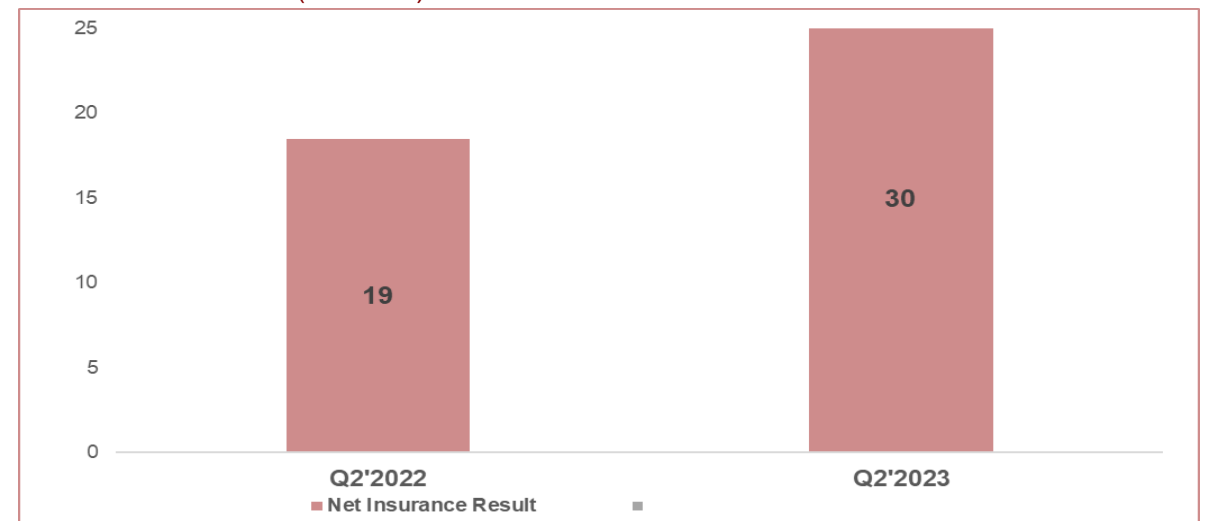
Solvency Position (in %)



Profit for the period (QAR'mn)



Net insurance result (QAR'mn)



Balance Sheet as at 30th June'2023

	30-Jun 2023 (Reviewed) QR ('000)	31-Dec 2022 (Restated) QR ('000)	01-Jan 2022 (Restated) QR ('000)
ASSETS			
Bank balances and short-term deposits	628,664	574,967	684,416
Financial investments	711,267	774,937	681,659
Reinsurance contract assets	34,507	36,061	35,182
Other receivables	82,144	90,082	51,954
Property and equipment	2,681	2,397	1,713
TOTAL ASSETS	1,459,263	1,478,444	1,454,924
LIABILITIES AND Shareholders' EQUITY			
LIABILITIES			
Short term borrowings	312,607	392,781	315,185
Insurance contract liabilities	413,624	369,356	381,348
Reinsurance contract liabilities	8,267	-	-
Other payables	151,584	150,550	122,697
TOTAL LIABILITIES	886,082	912,687	819,230
Shareholders' EQUITY			
Share capital	350,000	350,000	350,000
Legal reserve	36,200	36,200	28,074
Fair value reserve	-37,850	-42,309	16,840
Retained earnings	224,831	221,866	240,780
TOTAL SHAREHOLDERS' EQUITY	573,181	565,757	635,694
TOTAL LIABILITIES AND Shareholders' EQUITY	1,459,263	1,478,444	1,454,924

Statement of Profit or Loss – Q2'2023

	For the three months period ended		For the six months period ended	
	30-Jun 2023 (Reviewed) QR ('000)	30-Jun 2022 (Restated) QR ('000)	30-Jun 2023 (Reviewed) QR ('000)	30-Jun 2022 (Restated) QR ('000)
Insurance revenue	281,895	307,500	527,109	579,784
Insurance service expense	-253,390	-305,846	-472,158	-569,688
Net (expenses)/income from reinsurance contracts held	-12,350	-903	-23,255	10,321
INSURANCE SERVICE RESULT	16,155	751	31,696	20,417
Investment income	19,529	10,154	34,963	26,717
Finance costs	-4,753	-1,083	-9,609	-1,945
NET INVESTMENT INCOME	14,776	9,071	25,354	24,772
Insurance finance (expenses)/income for insurance contracts issued	-1,778	1,384	-12,526	3,650
Insurance finance income/(expenses) for reinsurance contracts held	1,371	-1,998	11,034	-5,593
NET INSURANCE FINANCIAL RESULT	-407	-614	-1,492	-1,943
NET INSURANCE AND INVESTMENT RESULT	30,524	9,208	55,558	43,246
Operating and administrative expenses	-3,733	-2,774	-8,418	-7,387
Depreciation and amortization	-232	-175	-432	-386
PROFIT BEFORE TAX	26,559	6,259	46,708	35,473
Income tax expense	-374	-51	-494	-139
Prior period tax adjustment	501	1,943	501	1,943
PROFIT FOR THE PERIOD	26,686	8,151	46,715	37,277
Earnings per share				
Basic and diluted earnings per share in Qatari Riyals	0.08	0.02	0.13	0.11