

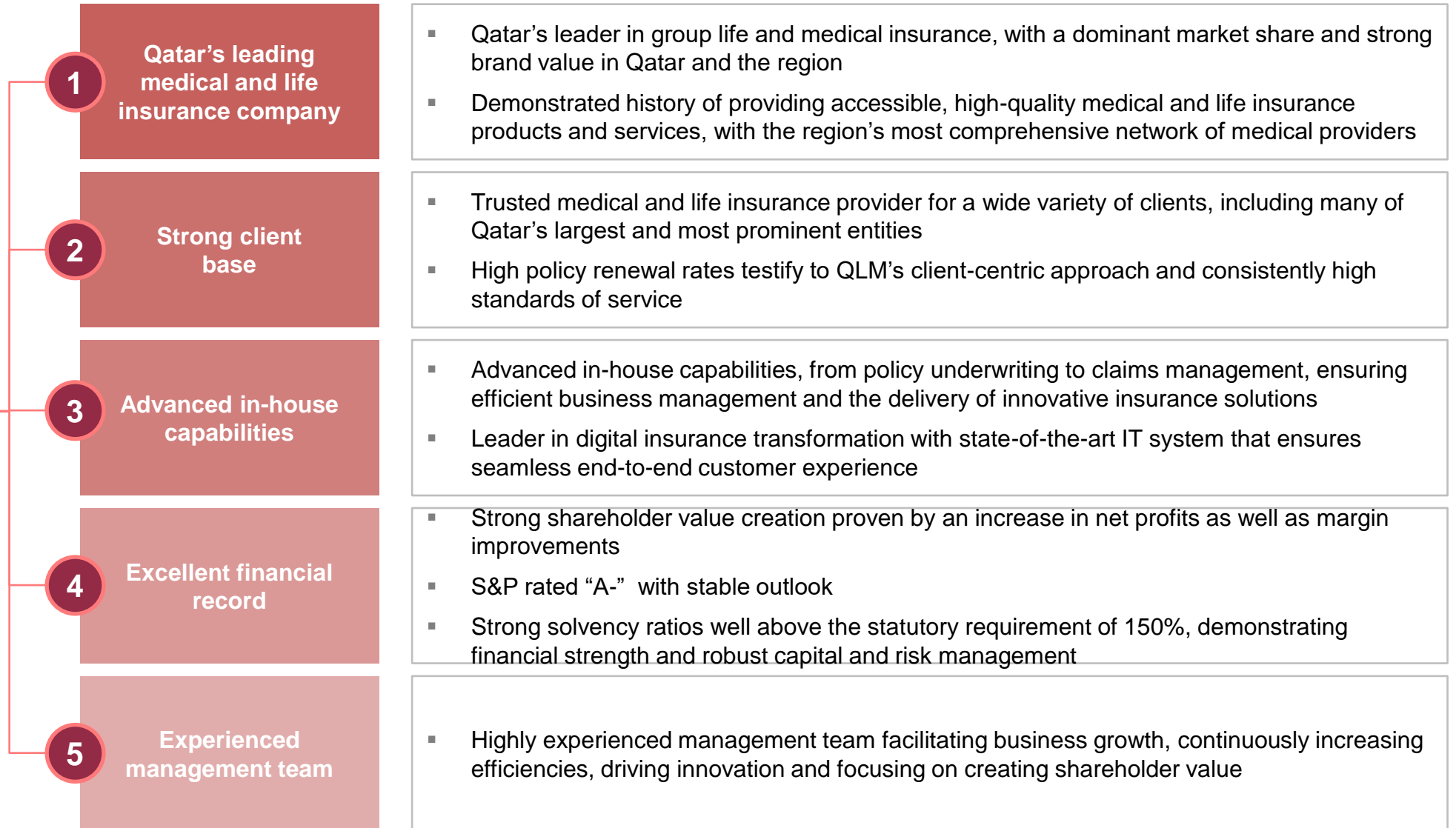


# Investor Call Presentation

15th August 2024 at 1:00 pm  
Doha

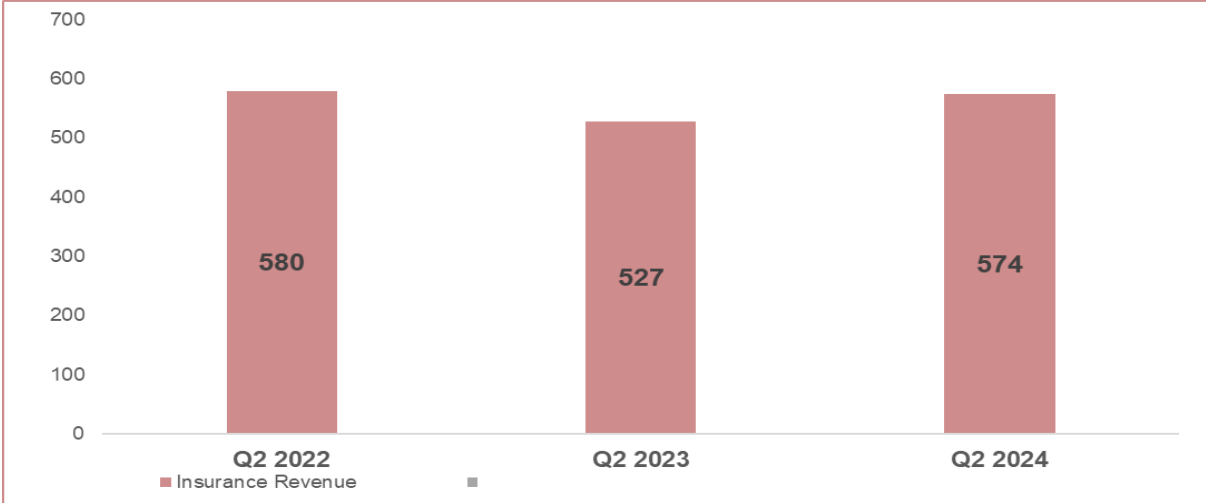
**QLM Life & Medical Insurance Company QPSC**

## QLM – Key highlights

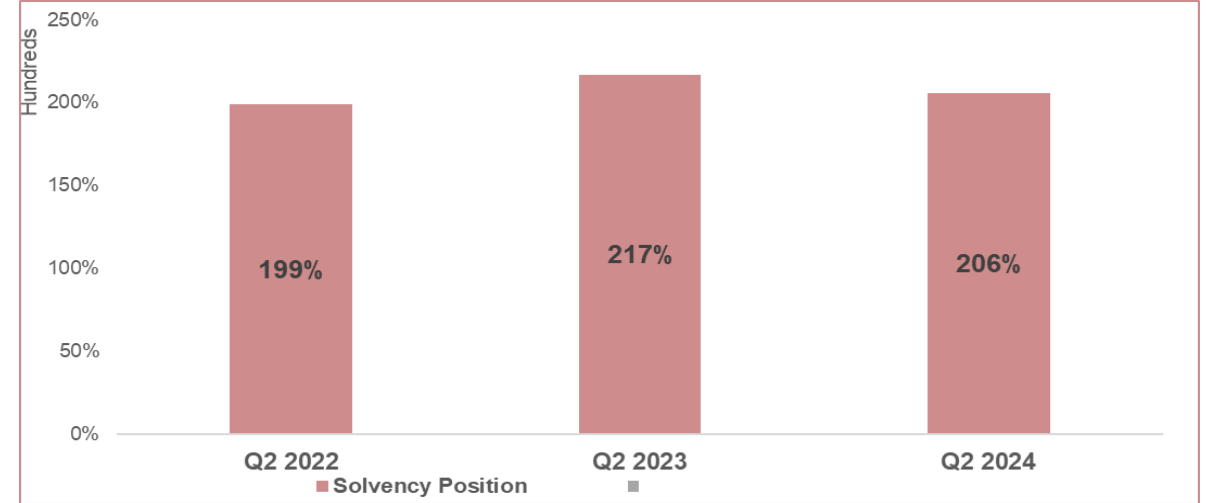


# Premium and profitability overview

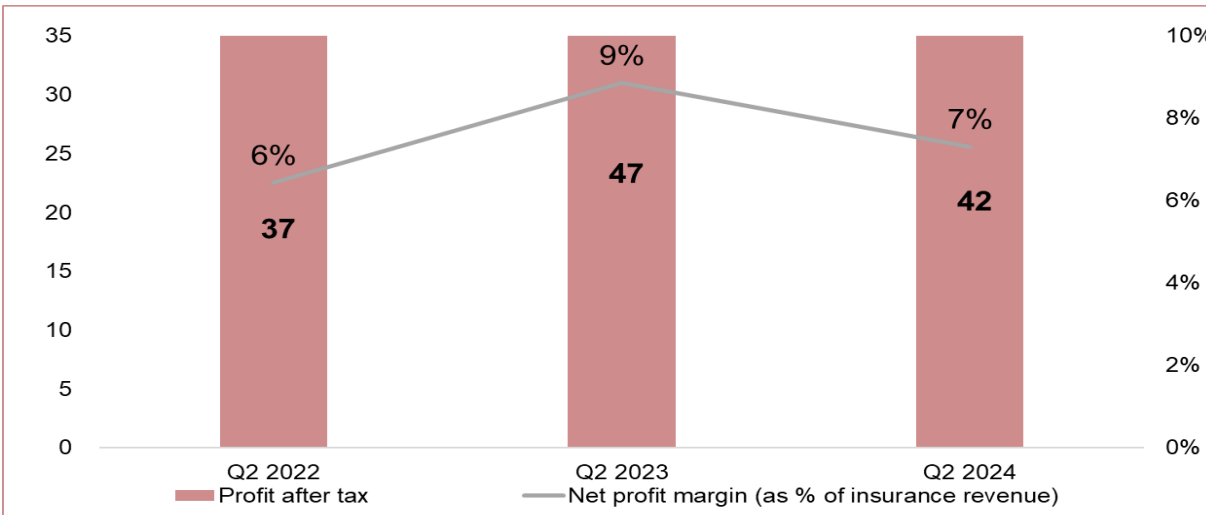
Insurance revenue (QAR'million)



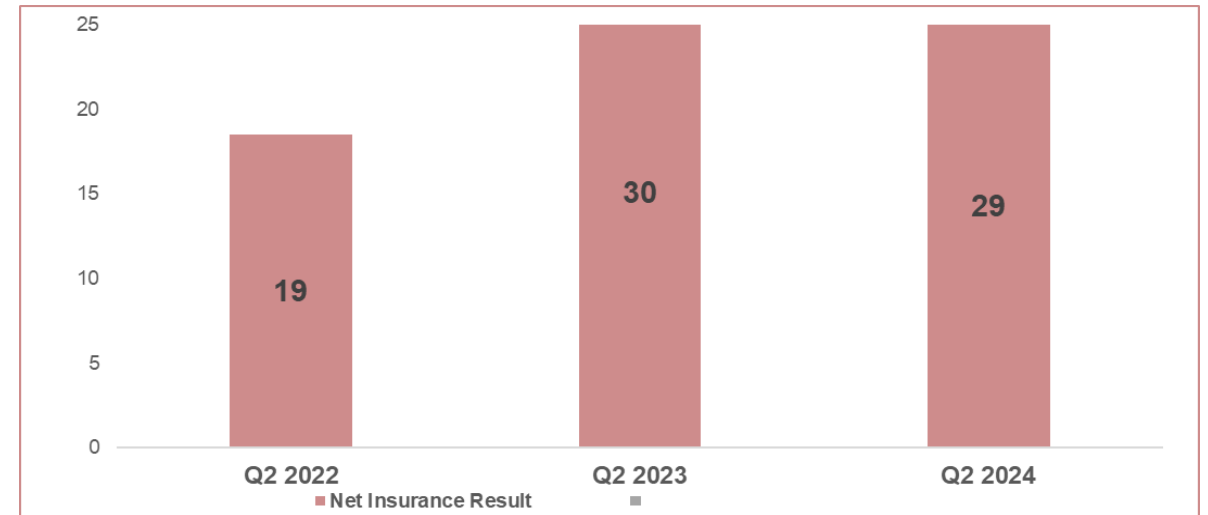
Solvency Position (in %)



Profit for the period (QAR'million)



Net insurance result (QAR'million)



## Balance Sheet as at 30<sup>th</sup> June'2024

	<b>30-Jun 2024 (Reviewed) QR ('000)</b>	<b>31-Dec 2023 (Audited) QR ('000)</b>
<b>ASSETS</b>		
Bank balances and short-term deposits	521,117	610,901
Financial investments	690,991	686,266
Reinsurance contract assets	49,006	45,431
Other receivables	26,282	51,468
Property and equipment	3,946	3,914
<b>TOTAL ASSETS</b>	<b>1,291,342</b>	<b>1,397,980</b>
<b>LIABILITIES AND Shareholders' EQUITY</b>		
<b>LIABILITIES</b>		
Short term borrowings	261,482	254,214
Insurance contract liabilities	217,336	342,035
Reinsurance contract liabilities	29,762	16,835
Other payables	152,431	157,630
<b>TOTAL LIABILITIES</b>	<b>661,011</b>	<b>770,714</b>
<b>Shareholders' EQUITY</b>		
Share capital	350,000	350,000
Legal reserve	43,828	43,343
Fair value reserve	-20,586	-25,312
Retained earnings	257,089	259,235
<b>TOTAL SHAREHOLDERS' EQUITY</b>	<b>630,331</b>	<b>627,266</b>
<b>TOTAL LIABILITIES AND Shareholders' EQUITY</b>	<b>1,291,342</b>	<b>1,397,980</b>

## Statement of Profit or Loss for the six-month period ended – 30<sup>th</sup> June'2024

	For the six month period ended	
	30-Jun 2024 (Reviewed) QR ('000)	30-Jun 2023 (Reviewed) QR ('000)
Insurance revenue	574,399	527,109
Insurance service expense	(529,923)	(472,158)
Net (expenses)/income from reinsurance contracts held	(16,682)	(23,255)
<b>INSURANCE SERVICE RESULT</b>	<b>27,794</b>	<b>31,696</b>
Investment & other income	32,216	34,963
Finance costs	(8,267)	(9,609)
<b>NET INVESTMENT INCOME</b>	<b>23,949</b>	<b>25,354</b>
Insurance finance (expenses)/income for insurance contracts issued	(8,931)	(12,526)
Insurance finance income/(expenses) for reinsurance contracts held	9,682	11,034
<b>NET INSURANCE FINANCIAL RESULT</b>	<b>751</b>	<b>(1,492)</b>
<b>NET INSURANCE AND INVESTMENT RESULT</b>	<b>52,494</b>	<b>55,558</b>
Operating and administrative expenses	(9,329)	(8,418)
Depreciation and amortization	(806)	(432)
<b>PROFIT BEFORE TAX</b>	<b>42,359</b>	<b>46,708</b>
Income tax expense (net of prior period adjustment)	(270)	7
<b>PROFIT FOR THE PERIOD</b>	<b>42,089</b>	<b>46,715</b>
Earnings per share		
<b>Basic and diluted earnings per share in Qatari Riyals</b>	<b>0.12</b>	<b>0.13</b>