

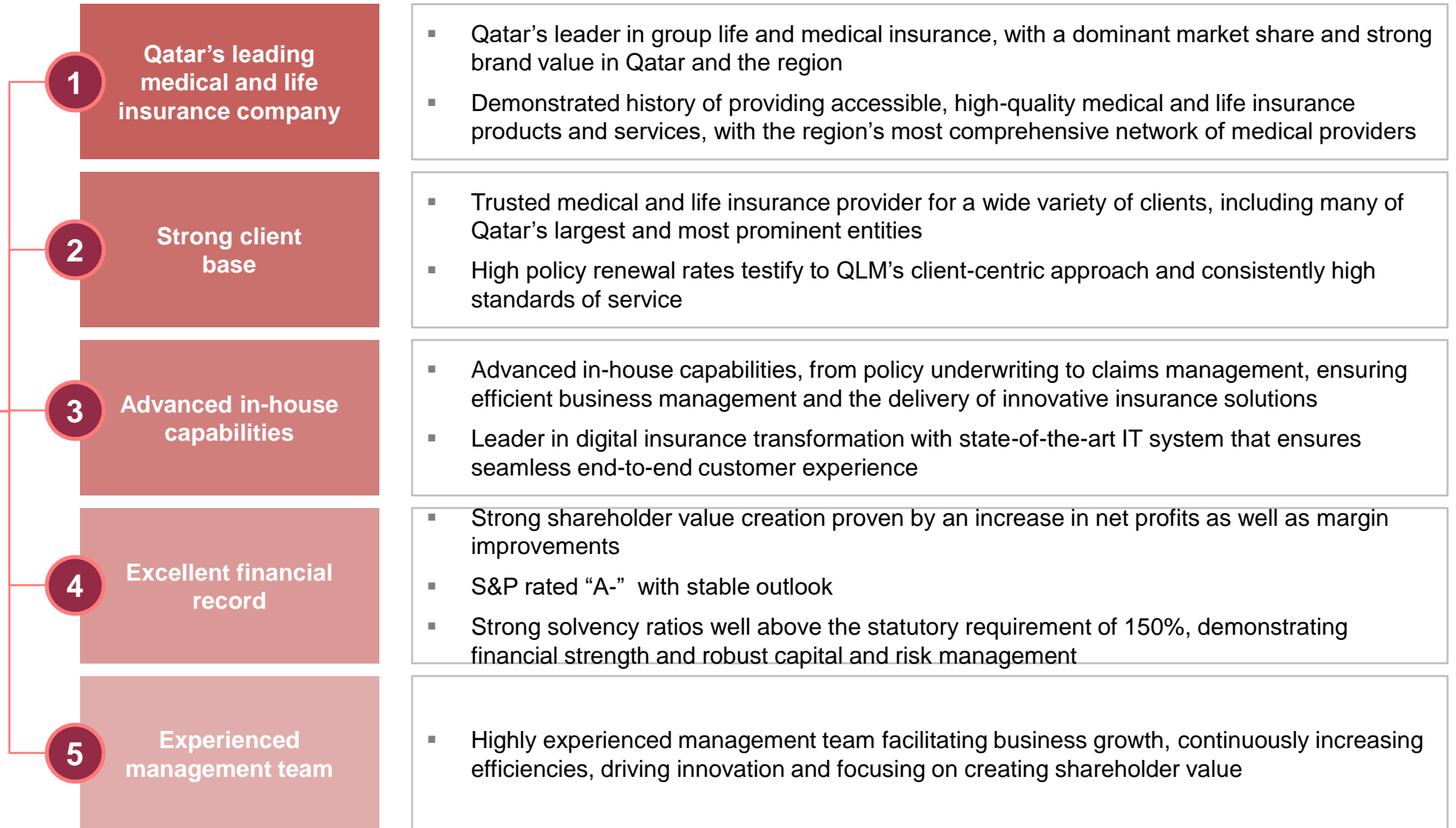


Investor Call Presentation

11th May 2023 at 1:00 pm
Doha

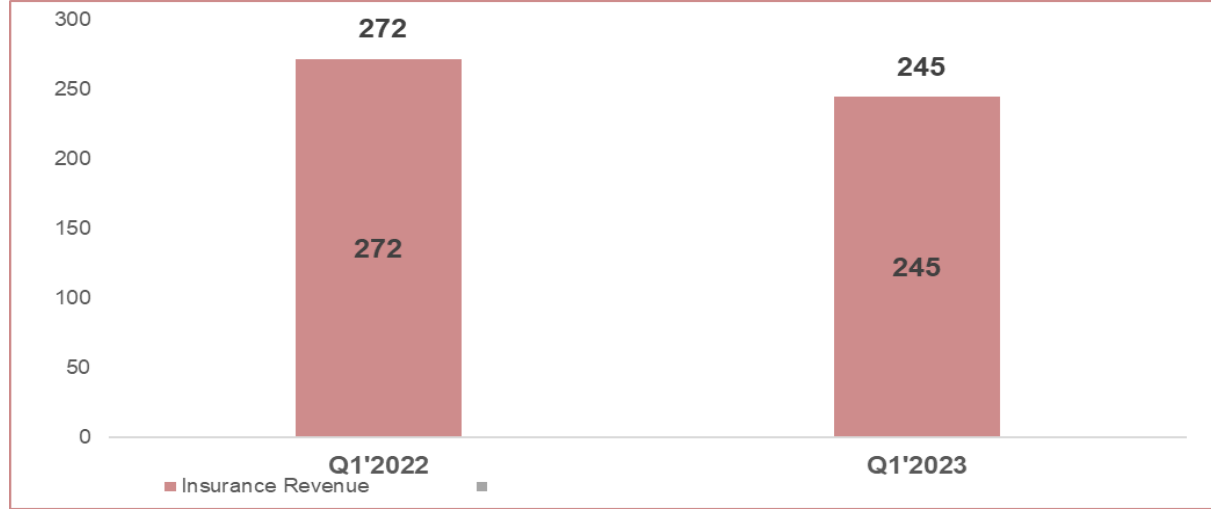
QLM Life & Medical Insurance Company QPSC

QLM – Key highlights

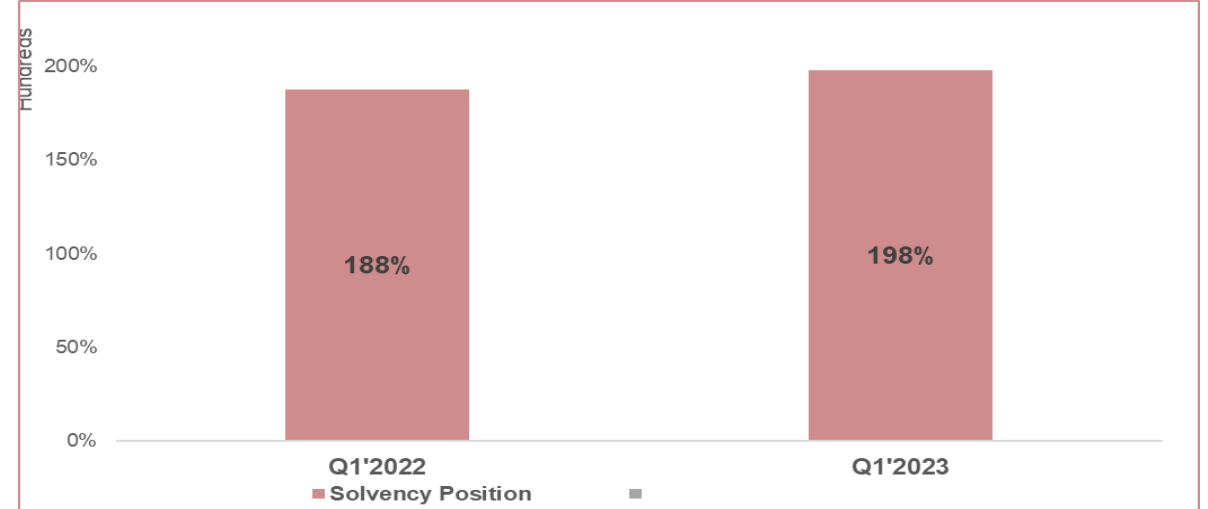


Premium and profitability overview

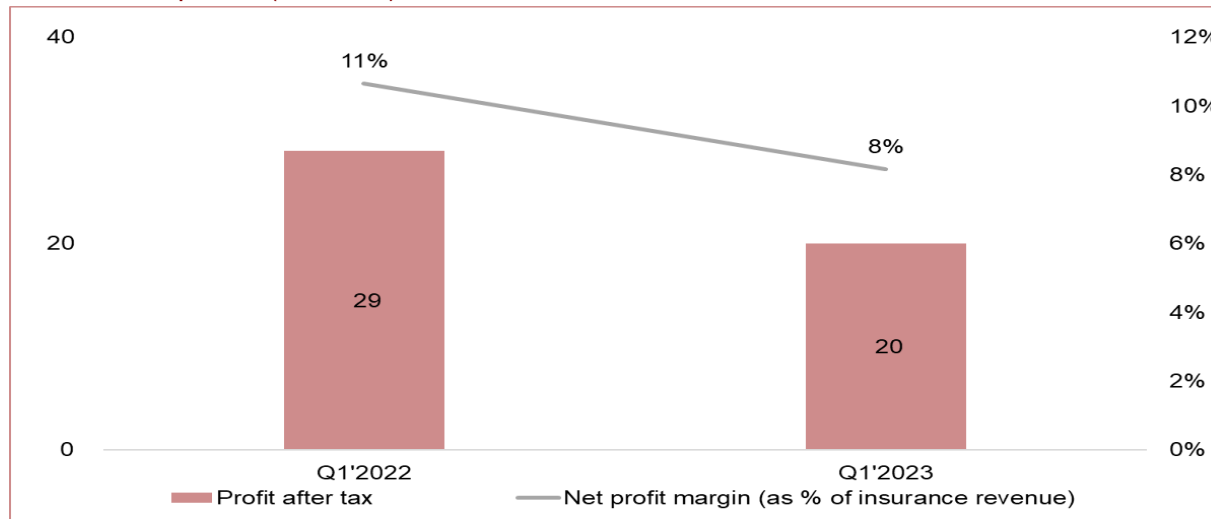
Insurance revenue (QAR'mn)



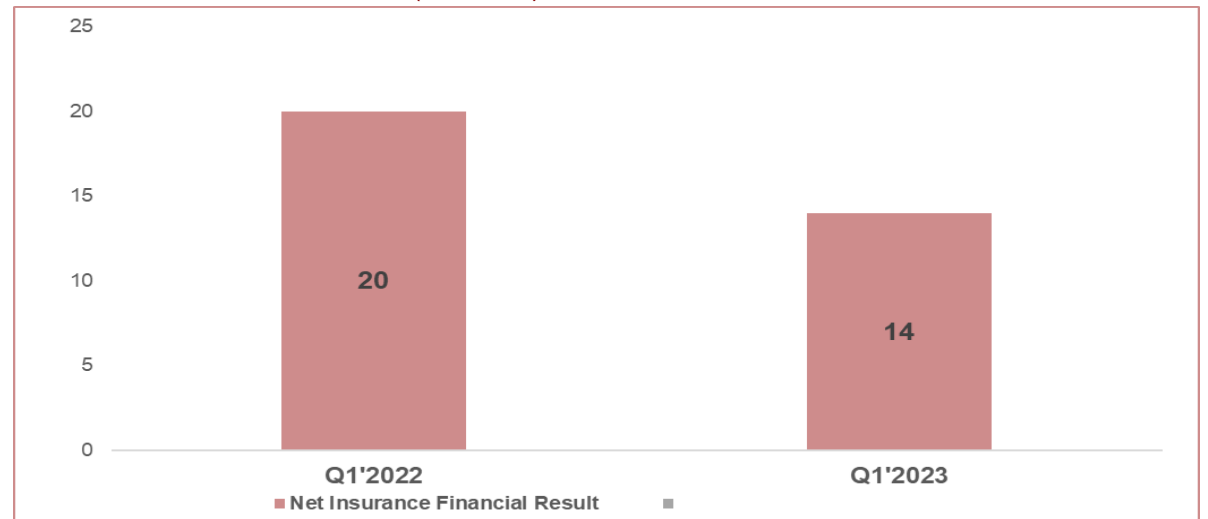
Solvency Position (in %)



Profit for the period (QAR'mn)



Net insurance financial result (QAR'mn)



Balance Sheet as at 31st March'2023

	(QR '000) <i>Un-audited</i>	(QR '000) <i>Restated & Un-audited</i>	(QR '000) <i>Restated & Un-audited</i>
ASSETS			
Cash and short-term deposits	502,611	574,967	684,416
Reinsurance contract assets	35,147	36,061	35,182
Other receivables	75,929	90,082	51,954
Investments	711,645	774,937	681,659
Property and equipment	2,213	2,397	1,713
TOTAL ASSETS	1,327,545	1,478,444	1,454,924
LIABILITIES AND SHAREHOLDERS' EQUITY			
LIABILITIES			
Short term borrowings	328,219	392,781	315,185
Other payables	151,224	150,472	122,697
Insurance contract liabilities	302,920	369,356	381,348
TOTAL LIABILITIES	782,363	912,609	819,230
SHAREHOLDERS' EQUITY			
Share capital	350,000	350,000	350,000
Legal reserve	36,200	36,200	28,074
Fair value reserve	-39,163	-42,309	16,840
Retained earnings	198,145	221,944	240,780
TOTAL SHAREHOLDERS' EQUITY	545,182	565,835	635,694
TOTAL LIABILITIES AND Shareholders' EQUITY	1,327,545	1,478,444	1,454,924

Income Statement – Q1'2023

	For the three months ended	
	31 March 2023 (QR '000) <i>Un-audited</i>	31 March 2022 (QR '000) <i>Restated & Un-audited</i>
Insurance revenue	245,214	272,284
Insurance service result	15,541	21,282
Net insurance financial result	14,456	19,953
Net investment income	10,578	15,701
Operating and administrative expenses	(4,685)	(6,229)
Depreciation and amortisation	(200)	(211)
Profit before tax	20,149	29,214
Income tax expense	-120	-88
Profit for the period	20,029	29,126
Earnings per share		
Basic and Diluted earnings per share in Qatari Riyals	0.06	0.08